

Bluey



BLUEY FESTIVE CRAFTS CHRISTMAS STOCKING

You will need:

- Coloured felt
- Quick drying glue
- Scissors
- Blue ribbon
- Marker



1. Ask a grown-up to help you cut out all the pieces from the template provided.



2. With a marker, trace around all the template pieces on the coloured felt and cut them out.



3. Carefully glue the stocking pieces together along the edges. Don't forget to leave an opening at the top of your stocking.



4. Now cut a strip of white felt and cover the top of the stocking

Bluey




BLUEY FESTIVE CRAFTS CHRISTMAS STOCKING



5. Now cut out the rest of the pieces, following the template provided.



6. Start by gluing on the dark blue pieces.



7. Then move to the first layer of Bluey's eyes and mouth.



8. Next add the beige pieces, and you'll see Bluey's face taking shape.



9. Finish by gluing on the eyebrows, pupils and the nose. For Bluey's smile, you can use black felt, or draw with a thick black marker.



10. Loop a piece of blue ribbon and glue the ends together to create a hanging tag.



11. Glue the tag inside the stocking to finish your brand new Bluey Christmas stocking!

Add more fun to your Christmas!

Santa won't be able to resist filling your new Bluey stocking with surprises. Ho! Ho! Ho!



BLUEY

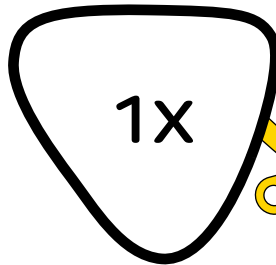


CHRISTMAS STOCKING

Use the template pieces to cut the coloured felt shapes!



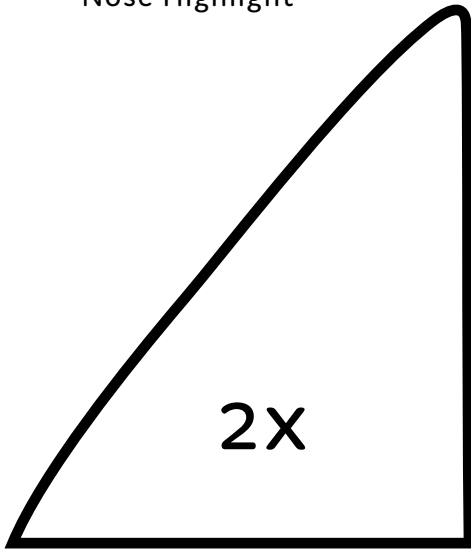
1X
Grey
Nose Highlight



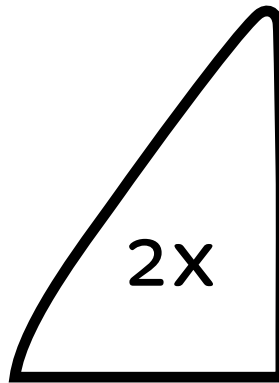
1X
Black
Nose



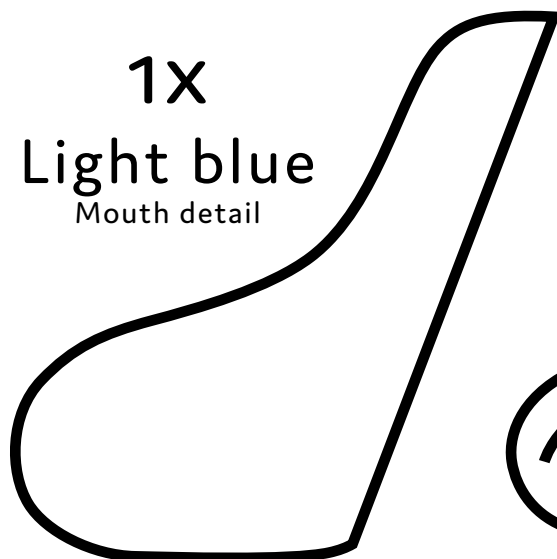
Ask a grown-up to help you cut around the lines.



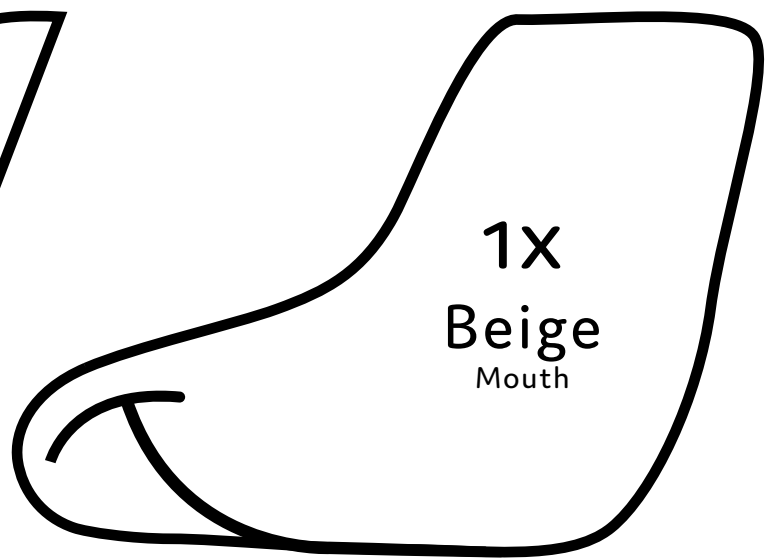
2X
Dark blue
Ears



2X
Beige
Ears



1X
Light blue
Mouth detail


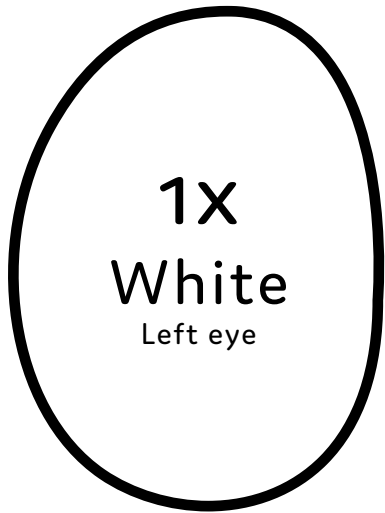


1X
Beige
Mouth

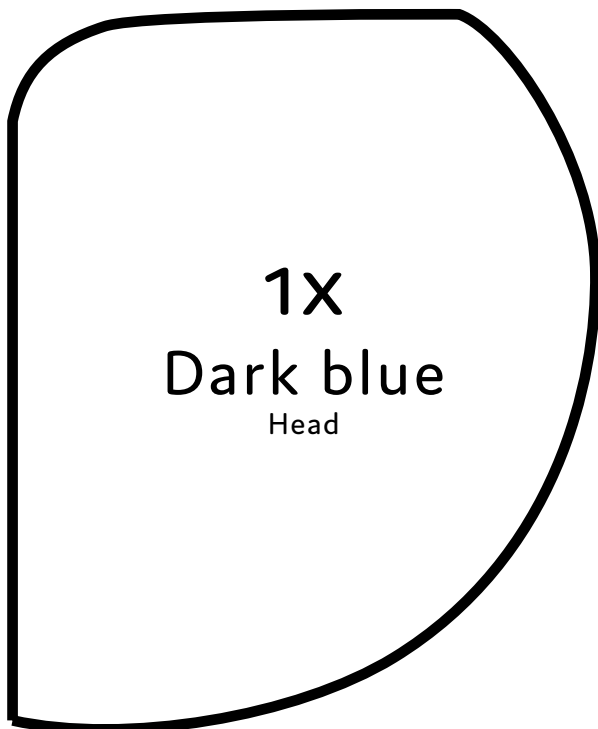

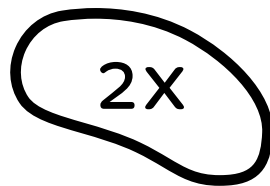
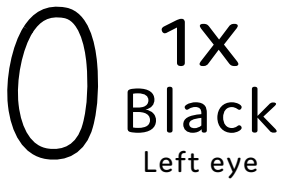



CHRISTMAS STOCKING

Use the template pieces to cut the coloured felt shapes!



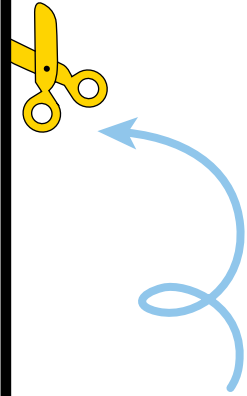
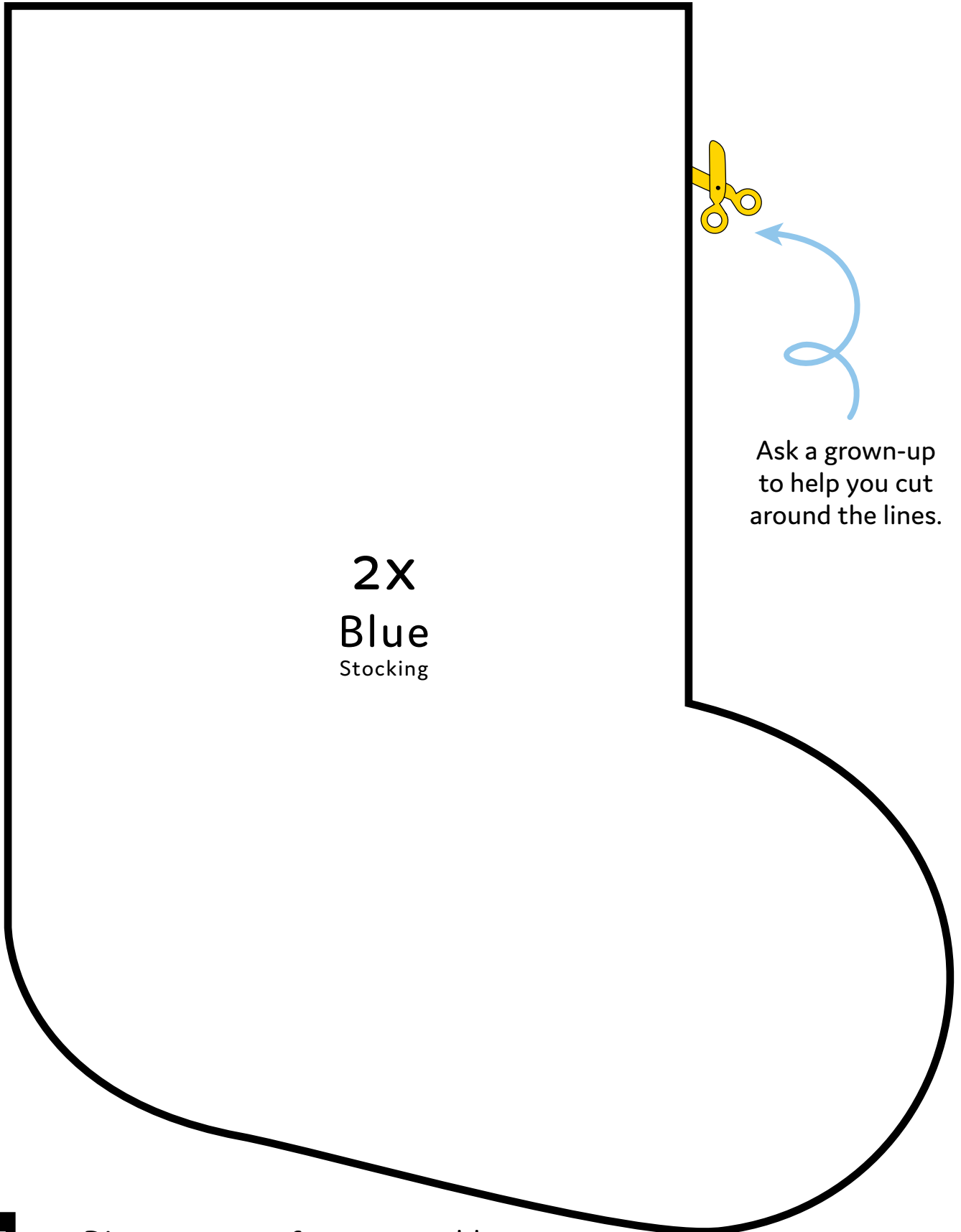
Ask a grown-up to help you cut around the lines.





CHRISTMAS STOCKING

Use the template pieces to cut the coloured felt shapes!



Ask a grown-up to help you cut around the lines.

2X
Blue
Stocking

BLUEY



CHRISTMAS STOCKING



Use this template to help you position the felt pieces on your stocking.